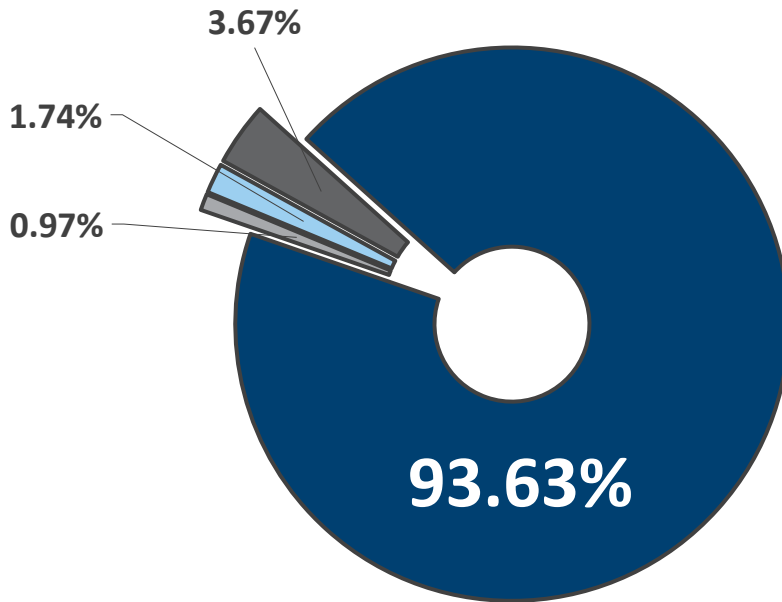


Degree Seeking Student Retention

Spring 2025 – Fall 2025



■ Active (93.63%) ■ Dismissed (0.97%) ■ LOA (1.74%) ■ Withdrawn (3.67%)

Program Version	Active	Dismissed	LOA	Program Transfer	Withdrawn	Grand Total
Bachelor of Science in Nursing	302	5	7	1	16	331
BS-Biomedical Sciences	17			1	1	19
BS-Cardiovascular Sonography	27				1	28
BS-Diagnostic Medical Sonography	26		1		1	28
BS-Health Professions Completion/Healthcare Management	1					1
BS-Healthcare Studies	6			4		10
Doctor of Education/Health Professions Education	2					2
Doctor of Education/Nursing Education	20		1			21
Doctor of Nurse Anesthesia Practice	52					52
Master of Science in Nursing/Nursing Education	14					14
Master of Science in Nursing/Nursing Leadership	12					12
Grand Total	479	5	9	6	19	605

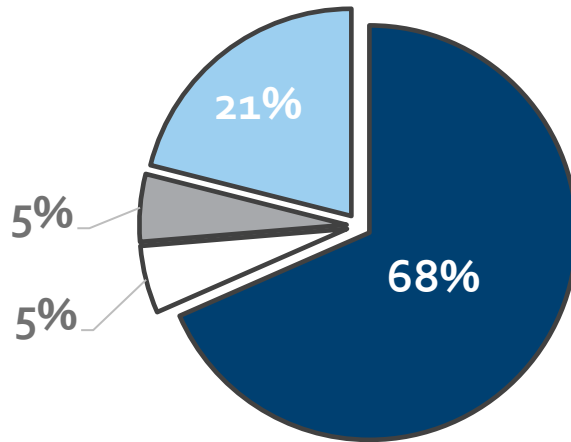
Degree Seeking Student Retention

Spring 2025 – Fall 2025

Gender	Total	
Male	51	92.73%
Female	430	93.89%

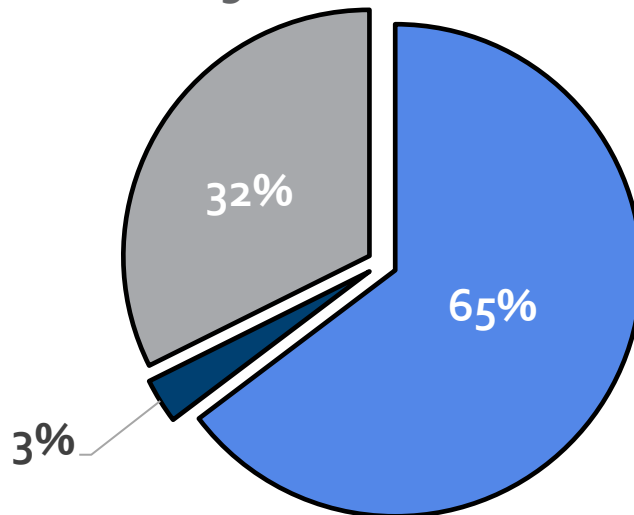
Ethnicity	Total	
American Indian or Alaska Native	1	100%
Asian	7	100%
Black or African American	5	83.33%
Hispanic/Latino	15	88.24%
Race and Ethnicity Unknown	39	90.70%
Two or more races	33	97.06%
White	386	93.92%

Fall 2024 First Time/Full Time Retention 57 Students



■ Active (68%) ■ Dismissed (5%) ■ Leave of Absence (5%) ■ Withdrawn (21%)

Graduation Rates 150% First Time/Full Time Fall 2019 Cohort – 68 Students



■ Graduated (65%) ■ Dismissed (3%) ■ Withdrawn (32%)